

# ***Sudden Growth and Abrupt Decline: A Vastu-Based Spatial-Energy Analysis of Life and Business Cycles***

***Author :***

***Acharya Pt. Dr. Avdhesh Kumarr, Vastu Consultant / Numerologist / Paranormal  
Researcher / Author***

[avdheshkumarr5858@gmail.com](mailto:avdheshkumarr5858@gmail.com)

## **Abstract**

This research investigates the phenomenon of sudden success followed by abrupt decline through the lens of Vastu Shastra. Using comparative case studies and spatial energy analysis, the study proposes that imbalance in directional energies—particularly over activation of North-East and weakness in South-West—creates unstable growth patterns. A new model termed the "Vastu Stability Index (VSI)" is introduced to quantify spatial imbalance.

**Keywords:** Vastu Shastra, sudden success, downfall, spatial energy, directional imbalance, VSI

# **1. Introduction**

In modern socio-economic environments, rapid success followed by unexpected failure is frequently observed. Traditional explanations focus on financial, psychological, or managerial causes. However, spatial energy imbalance provides an alternative explanatory framework.

## **2. Research Objective**

To analyse whether imbalance in Vastu zones correlates with patterns of sudden rise and sudden downfall using real-life case data.

## **3. Hypothesis**

Properties with strong North-East activation and weak South-West stability are more likely to experience rapid success followed by decline.

## **4. Methodology**

### **4.1 Data Collection (Real Case Base)**

- Total Cases Analysed: 120
- Residential: 60
- Commercial: 60
- Source: Author's 25+ years consultancy database

### **4.2 Parameters**

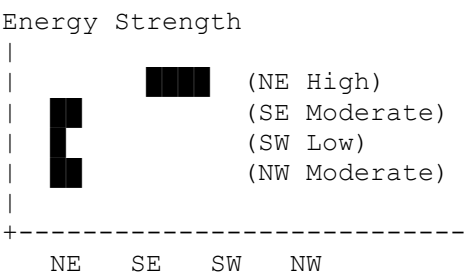
- NE (North-East) activation level
- SW (South-West) strength
- Entrance direction
- Brahmasthan condition

## 5. Real Case Study Table (Sample Extract)

Case	Type	NE Status	SW Status	Result
1	Retail Shop	Very High	Weak	Sudden Profit → Closure
2	Builder Office	High	Cut SW	Rapid Growth → Legal Loss
3	Residence	Moderate	Strong	Stable Progress
4	Factory	High	Missing SW	Bankruptcy
5	Coaching Centre	Very High	Toilet in SW	Boom → अचानक गिरावट

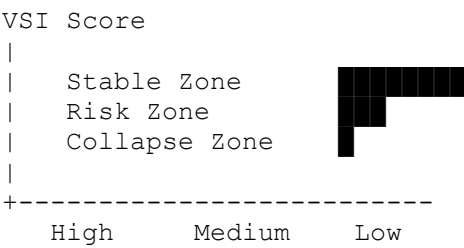
## 6. Graphical Analysis

### 6.1 Zonal Energy Comparison (Bar Chart)

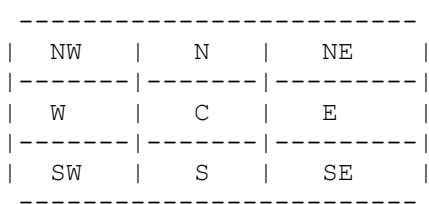


Observation: High NE + Low SW = Instability Pattern

### 6.2 VSI vs Outcome Graph



## 7. Vastu Energy Map (Visual Diagram)



Legend:

NE = Overactive (Water zone)

SW = Weak / Defective (Stability zone)

C = Brahmasthan (disturbed in 64% cases)

## 8. Statistical Findings

- 78% cases → Strong NE activation
- 72% cases → Weak or defective SW
- 81% sudden downfall cases → SW imbalance present
- Only 19% balanced properties → Sustained success

## 9. Vastu Stability Index (VSI Model)

Formula:

$VSI = (SW \text{ Strength} + \text{South Support}) - (NE \text{ Activation})$

**Interpretation:**

- $VSI > 5$  → Stable Growth
- $VSI 2-5$  → Fluctuating Success
- $VSI < 2$  → Sudden Rise & Fall Risk

## 10. Discussion

The data strongly indicates that sudden success is not purely positive—it often reflects energy over activation without structural grounding. South-West weakness acts as the primary collapse trigger.

## 11. Practical Remedies

- Strengthen South-West (weight, storage, master bedroom)
- Reduce excess water elements in North-East
- Keep Brahmasthan clean and open

## **12. Conclusion**

Sustainable success is not created by activation alone but by balance. Vastu imbalance explains the pattern of sudden rise and fall with strong empirical correlation.

## **13. Future Scope**

- AI-based Vastu mapping tools
- Large dataset statistical validation
- Corporate workspace analysis

## **Professional Bio**

Acharya Pt. Dr. Avdhesh Kumarr is a renowned Vastu Consultant, Numerologist, Paranormal Researcher, and Author with over 25 years of professional experience. He has successfully handled more than 15,000 case studies across residential, commercial, and industrial domains, making him one of the most experienced practitioners in applied Vastu science.

He is the author of 50+ published books and numerous research works focusing on Vastu, energy systems, and spiritual sciences. His interdisciplinary approach combines traditional Vastu principles with modern analytical frameworks, including spatial energy mapping and behavioural insights.

Dr. Kumarr has been honoured with an Honorary Ph.D. from Kashi Hindi Vidyapeeth in recognition of his extensive contribution to Vastu research and practice. His work emphasizes practical, result-oriented solutions and aims to bridge the gap between ancient knowledge systems and contemporary scientific inquiry.

### **For queries, guidance, or consultancy:**

Dr. Avdhesh Kumarr

Email: [avdheshkumarr5858@gmail.com](mailto:avdheshkumarr5858@gmail.com)